

c-express 920

CNC DRILLING AND MILLING CENTRE

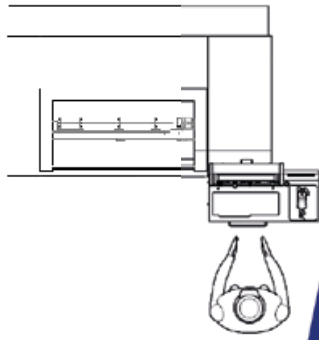
- Sensational value for money
- Minimal space requirement
- Smooth transportation of the workpiece
- Unrestricted workpiece lengths
- Innovative machine technology
- Easy programming & operation



The FORMAT-4 c-express 920 puts an end to half jobs

CNC precision in only 2.5 m²


The space requirement of the c-express 920 is an incredibly small 1.9 m x 1.3 m, or put more simply only 2.5 m². With dimensions like these even small workshops will have no problem to find space.



The CNC drilling and milling head

The new Format-4 CNC drilling and milling centre is equipped as standard with a 14 spindle drilling head. These spindles can be equipped as required, depending on the requirements of the customer. The grooving saw comes as standard and enables the grooving of rear panels or construction joints - an important asset when it comes to processing of completely finished workpieces.


As an option the machine can be fitted with a powerful milling spindle with up to 24,000 rpm for rebating or grooving. Cut-outs or grooves for roller blinds can be milled incredibly quickly and easily. Workpieces be formatted to size and with clean tear out free edges, go directly for the next stage of processing on an edgebander:



Big advantage: horizontal CNC processing

Processing of horizontally positioned workpieces has proven itself in larger CNC processing centres. The c-express 920 incorporates the advantages of horizontal processing and ensures the following advantages:


- Continuous "0 point" on the lower edge of the workpiece
- Simple programming without having to take the workpiece thickness into consideration
- Accurate milling and drilling depths despite workpiece thickness variances
- Best extraction results






Workpiece transport

The belt drive enables unrestricted transport of the workpiece. The panel is processed without interruptions, preventing any burning whilst sawing or milling.



Workpiece width 70 mm

An additional roller support guarantees an exact processing of narrow workpieces between 70–150 mm. Attaching the roller support is incredibly quick and the workpiece "zero" point remains unchanged.



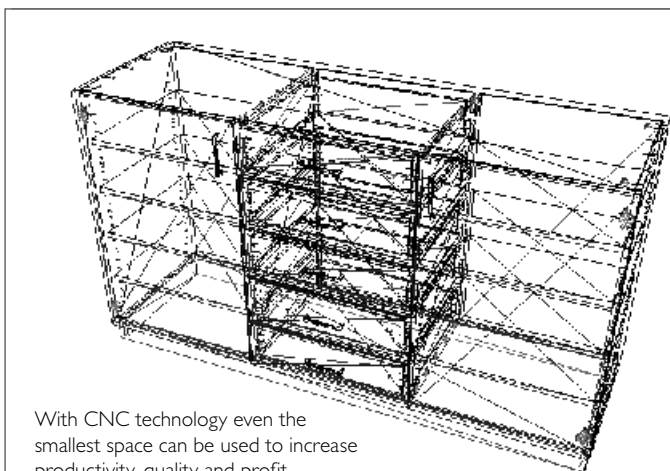
Measurement technology of today's generation

Modern measuring technology guarantees the highest measuring precision. An Encoder (distance measuring system and laser) measures the exact length of the workpiece. This ensures that construction connections (used predominantly in cabinet construction) can be done without any overhanging material.




Barcode scanner

The wireless bar code reader is used to import generated "Wood-Flash" programs. This is particularly advantageous when working within a connected workshop as it allows data to be shared and imported quickly.



With CNC technology even the smallest space can be used to increase productivity, quality and profit.



Proven computer control and software from Format-4

The Format-4 control systems have been specially developed for woodworking machines for drilling, milling and sawing. The operation is carried out via a graphical user interface (self-explanatory diagram display). The programming software "Wood-Flash" enables quick and easy programming of the workpieces. The 19" LCD colour monitor, clearly and simply displays all of the processes to be carried out on the workpiece.

Technical data, equipment options to suit your requirements:

c-express 920

POS	Standard Equipment	
	Max. workpiece dimensions X Unlimited, Y 920 mm, Z 50 mm	S
	Min. workpiece dimensions X 270 mm, Y 150 mm, Z 10 mm	S
	Max. workpiece weight 30 kg	S
	Processing speed 30 m/min	S
	Drilling head DH 14 6H 1S; with 8 vertical and 6 horizontal spindles (4X + 2Y)	S
	Front USB port	S
	19" LCD colour display, mouse and keyboard	S
	Wood-Flash Programming software (1 machine license)	S
	Teleservice support package via the internet	S
Software and Electronic Options		
001	3x 400 V, 50 Hz	S
C14	Bar code reader including, wireless	O
C15	Wood-Flash programming software (additional license)	O
	300-05-221 - Flash 3D cabinet CAD construction software (Basic version, additional license)	O
	300-05-222 - Flash 3D cabinet CAD construction Software(Upgrade from the basic version to Version Pro)	O
	300-05-223 - Flash 3D cabinet CAD construction software (Second license, Pro Version)	O
	300-05-224 - Flash 3D cabinet CAD construction software: Sketch and drag-and-drop library option (only for Pro Version)	O
	300-05-226 - Flash 3D cabinet CAD construction software: Calculation option (only for Pro Version)	O
	300-05-228 - Flash 3D cabinet CAD construction software: Ardis interface option(only for Pro Version)	O
	300-05-229 - Flash 3D cabinet CAD construction software: Print module (only for Pro Version)	O
Machine options		
C10	Workpiece width 70 mm	O
C11	Additional vertical clamps	O
C12	Unload the workpiece from the rear	O
C13	Roller table extensions front and rear	O
HSK F63 main spindle, air cooled		
C09	3,3 kW (S1) main spindle ER 32, 24,000 rpm	O
General		
	Extraction connection Ø in mm	120
	Packaging Dimension in mm	2100 x 1500 x 1600
	Weight, kg (with average equipment)	850

Standard dimensions:

c-express 920	
L.....	1900 mm
W.....	1300 mm
H.....	1500 mm

L = Length, W = Width, H = Height

